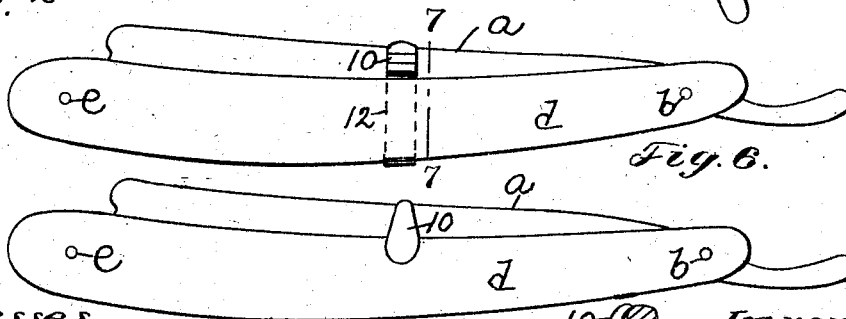
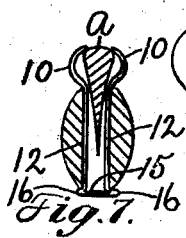

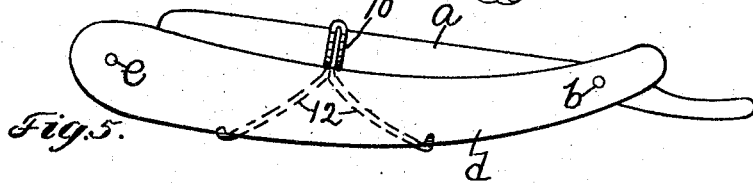
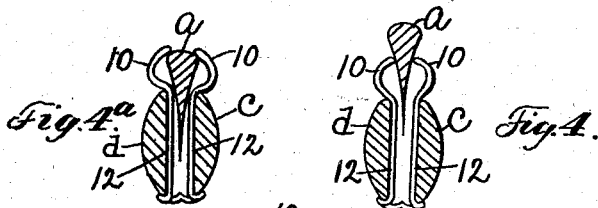
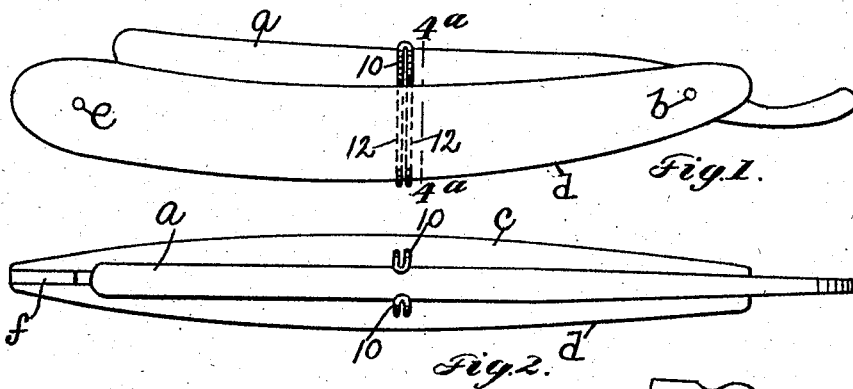


S. W. MARVIN.  
RAZOR.

APPLICATION FILED APR. 22, 1905.



Inventor:  
Samuel W. Marvin  
by Jas. H. Churchill  
att'y.

Witnesses:  
B. Hammett  
J. Murphy

Fig. 8.

Fig. 9.

# UNITED STATES PATENT OFFICE.

SAMUEL W. MARVIN, OF CAMBRIDGE, MASSACHUSETTS, ASSIGNOR OF ONE-FOURTH TO JOHN M. DUHIG, OF SOMERVILLE, MASSACHUSETTS, AND ONE-FOURTH TO HARRY C. WHITTEMORE, OF CAMBRIDGE, MASSACHUSETTS.

## RAZOR.

No. 795,996

Specification of Letters Patent.

Patented Aug. 1, 1905.

Application filed April 22, 1905. Serial No. 256,901.

*To all whom it may concern:*

Be it known that I, SAMUEL W. MARVIN, a citizen of the United States, residing in Cambridge, in the county of Middlesex and State of Massachusetts, have invented an Improvement in Razors, of which the following description, in connection with the accompanying drawings, is a specification, like characters on the drawings representing like parts.

This invention relates to a razor or like cutting instrument having a handle composed of side pieces between which the blade is passed when the instrument is closed, and has for its object to provide instruments of the class referred to with means for guiding the blade into its closed position and preferably also for locking or holding the same in its closed position against accidental opening.

Figure 1 is a side elevation of a razor embodying this invention; Fig. 2, a plan of the razor shown in Fig. 1; Fig. 3, a side elevation with the blade opened; Fig. 4, a sectional detail with the blade partially closed; Fig. 4<sup>a</sup>, a section on the line 4<sup>a</sup> 4<sup>a</sup>, Fig. 1; Fig. 5, a side elevation showing the device adjusted to a smaller razor than that shown in Fig. 1; Fig. 6, a side elevation of a razor provided with a modified guide; Fig. 7, a cross-section on the line 7 7, Fig. 6; Fig. 8, a side elevation of a razor with another modified guide, and Fig. 9 a detail in cross-section to be referred to.

In the present instance the invention is shown in a razor of any usual or suitable construction and comprising a blade *a*, which is mounted on the pivot *b* between the side pieces *c d* of the handle. The side pieces *c d* are secured together at their front end by the rivet or pin *e* and are separated by the metal piece *f*. It frequently occurs that the blade *a* when closed strikes on one of the sides *c d* of the handle, owing to the faulty construction or warping of the side pieces of the handle or for other cause, with the result that the edge of the razor is dulled and frequently nicked. The present invention has for its object to overcome this defect, and for this purpose the handle of the razor is provided with a guide for the blade *a* by means of which the latter is directed into its closed position without danger of striking the handle.

The guide referred to may be made integral

with or separate from the handle and may be made adjustable to fit razors of different sizes.

In Figs. 1 to 5, inclusive, I have shown one construction of guide which is made from a single piece of wire and comprises two members each consisting of a looped upper portion or finger 10, from which extend arms 12, which engage a side piece of the handle. The fingers 10 are bent or curved to impart to them a spring action, and their free ends project toward each other transversely of the handle and into the path of movement of the blade *a* a sufficient distance to engage the sides of the blade near the back thereof, but not sufficient to be engaged by the edge of said blade, as represented in Fig. 4.

The arms 12 of the guide engage the under edge of the side pieces of the handle, and the fingers 10 engage the upper edge of said side pieces, as clearly shown in Fig. 4<sup>a</sup>, thereby securing the guide to the handle of the razor. The arms 12 of the guide may be moved toward and from each other to adjust the guide to handles of different sizes. In Fig. 1 the arms 12 are shown close together to fit a razor having a large or wide handle, and in Fig. 5 said arms are separated to secure the guide to a razor having a small handle.

In Figs. 1 to 5 the guide is represented as made from wire; but I do not desire to limit my invention in this respect, as the said guide may be made of other materials.

In Figs. 6 and 7 the guide is shown as made from sheet metal, the arms 12 being connected by a cross bar or piece 15, having projecting lips or flanges 16, which engage the under edge of the side pieces of the handle.

In Figs. 8 and 9 the guide is represented as fingers 10, which form an integral part of the side pieces of the handle.

The guide is attached to the handle, preferably about the center of the same, and the members of said guide are engaged by the sides of the blade *a* before the latter has been lowered sufficiently to have the edge of the same near its end strike the side pieces of the handle, with the result that the front end of the blade is guided between the side pieces of the handle and may be closed without danger of injuring the cutting edge of the blade.

I prefer to make the fingers 10 yielding and of sufficient height to enable them to engage

the upper edge of the blade when the latter is in its closed position, whereby said blade is locked or held in its closed position against accidental opening, which is an advantage, inasmuch as it protects the blade in case the razor should be dropped after being closed.

I have herein shown various forms of guides embodying this invention; but I do not desire to limit my invention to the particular constructions shown. The guide may be detachable from the razor-handle, as represented in Figs. 1 to 7, inclusive, or it may be integral therewith, as represented in Figs. 8 and 9, or otherwise secured thereto.

I claim—

1. The combination with a razor provided with a blade and with a handle composed of side pieces between which said blade is located in its closed position, of a guide for said blade carried by said handle to engage said blade as the latter is moved into its closed position, substantially as described.

2. The combination with a razor provided with a blade and with a handle composed of side pieces between which said blade is located in its closed position, of a guide for said blade detachably secured to said handle, substantially as described.

3. The combination with a razor provided with a blade and with a handle composed of side pieces between which said blade is located

in its closed position, of yielding devices secured to said side pieces and projecting into the path of movement of said blade.

4. The combination with an instrument of the class described provided with a blade and with a handle having side pieces between which said blade is inserted in its closed position, of a guide cooperating with said blade to direct it into its closed position, substantially as described.

5. The combination with an instrument of the class described provided with a blade and with a handle having side pieces between which said blade is inserted in its closed position, of a guide to direct said blade into its closed position and to engage the back thereof when in its closed position, substantially as described.

6. A guide for the blades of razors or like instruments, comprising spring-fingers opposing each other and arms adapted to engage the sides of the handle of the razor, substantially as described.

In testimony whereof I have signed my name to this specification in the presence of two subscribing witnesses.

SAMUEL W. MARVIN.

Witnesses:

JAS. H. CHURCHILL,  
J. MURPHY.